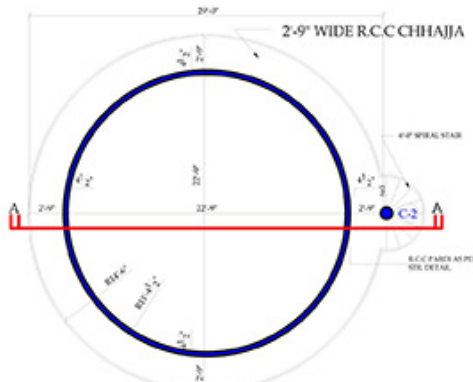
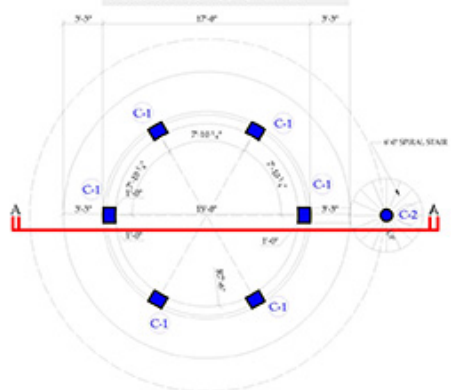


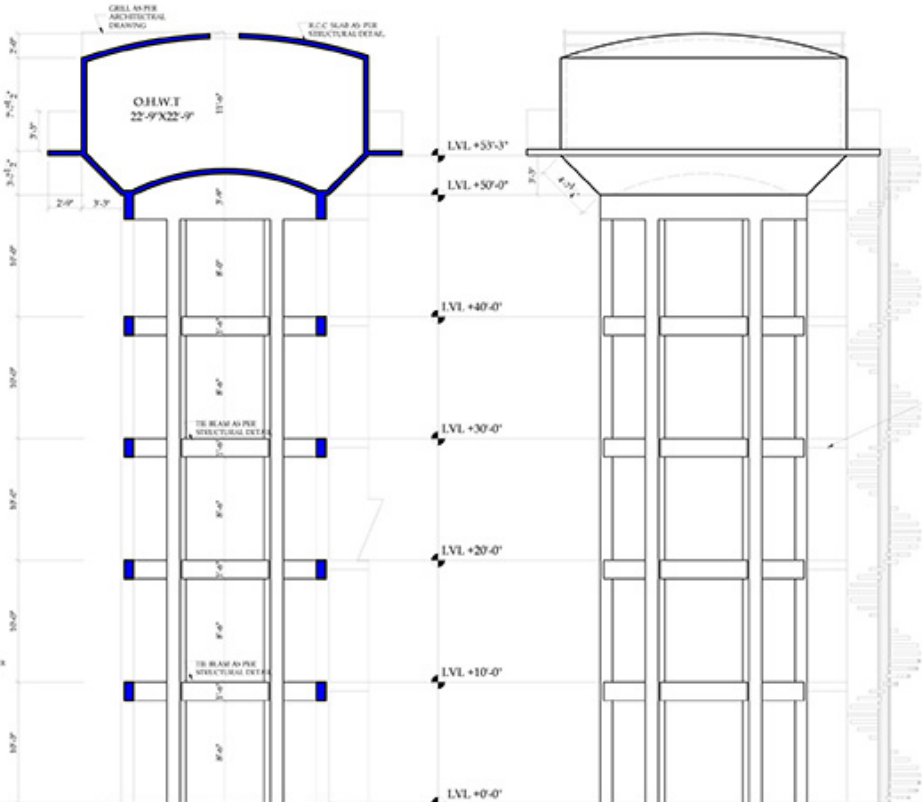
PLAN AT O.H.W.T TOP LVL.



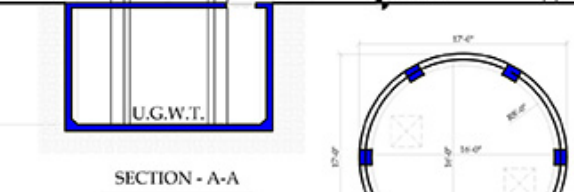
PLAN AT +53'-3" LVL



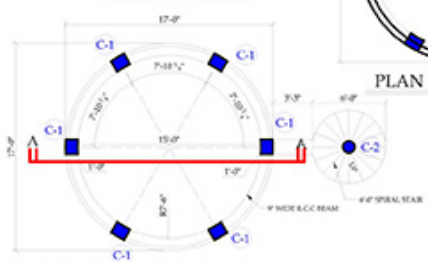
PLAN AT +50'-0" LVL



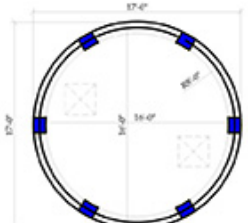
ELEVATION



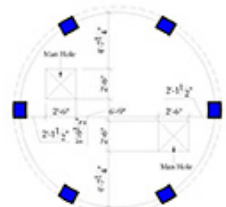
SECTION - A-A



PLAN AT ±0'-0" TO +40'-0" LVL.



PLAN AT -10'-0" LVL



PLAN AT ±0'-0" LVL

**SPECIAL NOTES :**

- (1) ALL DRAWINGS ARE READ ONLY NOT TO MEASURE
- (2) R.C.C. WORK ARE SHOWN IN BLUE.
- (3) ALL R.C.C. WORK CHECK & VERIFIED BY STRUCTURING.
- (4) SECTION LINE SHOWN IN RED.

OVER HEAD WATER TANK	UNDER-GROUND WATER TANK
+ 43.47 ab, x 17'-0"	+ 28.08 ab, x 17'-0"
+ 40.744 Ch	+ 23.128 Ch
+ 132.57 Cms + 1300 Bar	+ 42.4246 + 1300 Bar
+ 132.57 Bar	+ 42.428 Bar

R.C.C THE BEAM WITH HEAD ROOM

DATE	REVISION / ADDITION

JOB NO. : DATE : 10.01.2019  
 DES BY : EYAL DEG NO. : 01  
 CHK BY : SCALE : 1"=4'-0"  
 PROJECT :  
 SITE : BHILAK, INDIA  
 OWNER : JAMIA IMAM HUKUMAH AL ISLAMIA  
 CONTENT : WATER TANK  
 STRUCTURAL ENGINEER : JAGNIBHAI DALAG

**ARCHITECTURAL CONSULTANT**  
**INTERIOR DESIGNER**  
 11/2/1 - Nagpur  
 Karaman, Main Road, Talgaon,  
 SEWAT - 476005 INDIA  
 P: 91 20 261 261 96, 261 89 47  
 E-mail: jagnibhai@archi.com  
 Fax: 91 20 261 261 46